

# Oliver Perry District

## Rules and Regulations

### LEGO® Derby Division


#### Car Specifications

- **Overall Width** – 3” (or 9 studs) See Fig. 1
- **Length** – 7” (or 22 studs)
- **Weight** of LEGO® car **without** wheel assembly – 2.4 ounce maximum
- **Width** (at wheel locations) – 1-7/8” (or 6 studs) See Fig. 2
- **Height** – 3-3/8” (or 8 standard LEGO® bricks high) See Fig. 3


#### Rules and Regulations

- Cars **must** have a flat spot located in the front and center of the vehicle for use on the starting gate. No parts may extend forward of this piece. In other words, the front and center of the car must be the furthest point forward. See Fig. 4.
- Cars **must** use the “Derby Magic” wheel assemblies provided on site. See Fig. 5.
- Details such as steering wheel and driver are permissible as long as these details do not exceed the specifications listed above.
- Each car must pass inspection by race officials before it may compete.
- Motors, engines, or other propulsion may not be used.
- Construction of all entries **must** have begun **after** last year's races. (This refers to the previous school year)
- Official race scale used at check in shall be considered final.
- Once a car passes inspection and is entered into the race, only race officials may touch the car.
- If a car loses a part, or is otherwise damaged, the racer will have 5 minutes to complete repairs. If repairs are not complete within that time the racer forfeits the heat.
- Race officials have the authority to disqualify any car that does not meet these specifications. All racers will have until 9:00 AM to have their car pass inspection. At that time the race field will be considered closed.
- Only one car may be registered by any person in the LEGO® Derby Division.
- The LEGO® Derby Division is open to all Cub Scouts, Siblings, and Parents.

Examples of above Specifications:




**Acceptable**



**Too Wide**

Figure 2:



1-7/8" Max

Figure 3:




**Acceptable  
Height**



**Too Tall!**

## Examples of above Specifications Continued:

Figure 4:



↑ **Acceptable Car Front**




↑ **Example of the car's front center piece being the furthest forward.**



↑ **Not Acceptable: Center must be furthest forward.**

Figure 5:



The wheels shown will be provided at the District Derby. Car width must allow for the attachment of these parts.